



Winton Motor Raceway

Round 2 : March 12 - 14



AUSTRALIAN SUPERSPORT CHAMPIONSHIP

Qualifying 1

Date: 13/03/21
 Event: Q03
 Weather: High cloud - Temp: 27.5C
 Track: Dry - Temp: 35.8C

Started at: 10:50:04
 Laps: 20 Min
 Starters: 19
 Printed at: 11:16

PROVISIONAL CLASSIFICATION


Pos	No	Name	Machine	Fastest Lap	On Lap	Behind Leader	Behind Prev	Top Speed
1	26	Tom EDWARDS (NSW) / Bikebiz / Inglis Plumbing	Yamaha YZF-R6	1:22.264	7 of 8			216
2	17	Broc PEARSON (QLD) / City2Surf Locksmith / YRD	Yamaha YZF-R6	1:22.411	3 of 9	.147	.147	212
3	127	Max STAUFFER (NSW) / MotoStars / RS+C / Doctor Mak / Yamaha / YRD / Motul / Pirelli	Yamaha YZF-R6	1:23.052	11 of 11	.788	.641	216
4	85	Ty LYNCH (SA) / Metcher Motorsport	Yamaha YZF-R6	1:23.410	6 of 13	1.146	.358	212
5	86	Dallas SKEER (SA) / Penrite Oils / Barry Francis M-c / Suzuki Aust. / Stefs Transport / Nolan Helmets	Suzuki GSXR	1:23.492	7 of 12	1.228	.082	210
6	39	Scott NICHOLSON (VIC) / Traction Control M-sport / G. Williams Motorcycle Eng. / RST Moto / KYT	Yamaha YZF-R6	1:23.497	2 of 4	1.233	.005	213
7	68	Luke POWER (VIC) / PROWORX / Blayney M-c / Well Sprung M-c Suspension / Penrite Oil	Kawasaki ZX6R	1:23.874	9 of 12	1.610	.377	215
8	308	John LYTRAS (QLD) / Caboolture Yamaha / Peregrine / AGV / TCX / Pirelli / RK / Motul / YRD	Yamaha YZF-R6	1:23.957	11 of 13	1.693	.083	213
9	44	Tom BRAMICH (VIC) / Apex / The Bare Bird / Nolan / Ricondi	Yamaha YZF-R6	1:24.028	3 of 4	1.764	.071	217
10	28	Jack HYDE (NSW) / SSS Developments / YRD / Yamaha Aust. / Tony Hyde / WET4U Racefairings	Yamaha YZF-R6	1:24.107	12 of 12	1.843	.079	213
11	42	Jack PASSFIELD (NSW) / Stay Upright Rider Training / MCC Security / Dmoto / GASD Suspension	Yamaha YZF-R6	1:24.233	9 of 11	1.969	.126	208
12	46	Aidan HAYES (NSW) / Hayes Johnston Pty Ltd / Hayes Electrical / YRD / Sheppards Diesel	Yamaha YZF-R6	1:24.504	4 of 8	2.240	.271	210
13	74	Timothy LARGE (VIC) / RaceCenter / The Grinning Dingo / Ari Helmets / Coach Campbell	Yamaha YZF-R6	1:24.945	8 of 8	2.681	.441	209
14	12	Joel TAYLOR (NSW) / JMT Civil	Yamaha YZF-R6	1:24.960	4 of 10	2.696	.015	208
15	61	Rhys BELLING (VIC) / LXI Racing / The Grinning Dingo / Yamaha Aust. / YRD / Trilec Services	Yamaha YZF-R6	1:25.092	3 of 8	2.828	.132	208
16	96	Luke MITCHELL (NSW) / JNL Racing Yamaha	Yamaha YZF-R6	1:25.716	7 of 10	3.452	.624	210
17	58	Mitchell KUHNE (QLD) / Shark Leathers / Phresh Ink / Nolan/X-Lite Helmets / TCX Boots / Liqui Moly	Yamaha YZF-R6	1:27.110	8 of 13	4.846	1.394	208
18	10	Noel MAHON (VIC) / PROWORX / Blayney M-c / Well Sprung M-c Suspension / Penrite Oil	Kawasaki ZX6R	1:27.376	5 of 11	5.112	.266	209
19	23	Matthew LONG (TAS) / Reds M-cycle Repairs / Michelin / Reardons Maintenance	Yamaha YZF-R6	1:34.078	12 of 13	11.814	6.702	203


New qualifying record for SS class - Previous: 1:23.384 by Cru HALLIDAY (NSW) on a Yamaha YZF-R6 set on 08/09/18


*** Indicative qualifying time - 1:32.136 ***

*** SESSION REDUCED FROM 25 MINS TO 20 MINS DUE TO EARLIER TIME DELAYS ***

The results are provisional until the end of the time limit for protests and appeals.


 Chief Timekeeper - Scott Laing


 Race Director - Tom Williams


 Clerk of Course - Paul Hinds



www.computime.com.au
 COMPUTIME RACE TIMING SYSTEMS PTY LTD





Winton Motor Raceway

Round 2 : March 12 - 14



AUSTRALIAN SUPERSPORT CHAMPIONSHIP

Qualifying 1

Date: 13/03/21
 Event: Q03
 Weather: High cloud - Temp: 27.5C
 Track: Dry - Temp: 35.8C

Started at: 10:50:04
 Laps: 20 Min
 Starters: 19
 Printed at: 11:16


PROVISIONAL LAP TIMES

No	Name	Lap 1	Lap 2	Lap 3	Lap 4	Lap 5	Lap 6	Lap 7	Lap 8	Lap 9	Lap 10
10	Noel MAHON (VIC)	1:37.038	1:29.478	1:32.085	1:27.578	1:27.376	3:13.903	1:33.125	1:27.464	1:31.602	1:28.729
		10	1:27.408								
12	Joel TAYLOR (NSW)	1:30.694	1:26.304	1:25.589	1:24.960	6:25.549	1:32.811	1:25.635	1:25.689	1:25.306	1:25.012
17	Broc PEARSON (QLD)	1:51.069	1:23.115	1:22.411	1:22.503	1:22.502	3:48.227	1:32.373	1:22.552	1:22.892	
23	Matthew LONG (TAS)	1:43.762	1:36.903	1:35.420	1:34.907	1:34.665	1:34.410	1:34.775	1:34.649	1:34.434	1:34.781
		10	1:35.016	1:34.078	1:34.368						
26	Tom EDWARDS (NSW)	1:33.981	1:24.003	1:22.935	8:32.707	1:45.236	1:22.492	1:22.264	1:27.240		
28	Jack HYDE (NSW)	1:35.182	1:28.126	1:27.828	1:25.257	1:25.779	3:44.597	1:41.382	1:25.317	1:25.909	1:26.702
		10	1:24.478	1:24.107							
39	Scott NICHOLSON (VIC)	1:50.741	1:23.497	3:34.908	1:27.732						
42	Jack PASSFIELD (NSW)	1:33.326	1:27.763	1:31.935	1:26.888	1:24.355	4:19.777	1:35.014	1:31.623	1:24.233	1:32.722
		10	1:29.256								
44	Tom BRAMICH (VIC)	1:31.977	1:25.014	1:24.028	1:30.975						
46	Aidan HAYES (NSW)	1:42.099	1:25.885	1:25.141	1:24.504	1:24.588	1:24.580	1:25.914	1:28.200		
58	Mitchell KUHNE (QLD)	1:35.867	1:29.858	1:29.429	1:29.489	1:27.881	1:28.322	1:27.436	1:27.110	1:29.422	2:35.503
		10	1:33.687	1:27.477	1:35.049						
61	Rhys BELLING (VIC)	1:36.514	1:25.975	1:25.092	3:20.786	1:46.373	1:25.701	1:25.256	1:25.227		
68	Luke POWER (VIC)	1:31.258	1:27.317	1:24.480	1:26.143	1:23.981	1:27.135	5:07.324	1:28.401	1:23.874	1:24.438
		10	1:23.879	1:24.017							
74	Timothy LARGE (VIC)	1:31.811	1:25.830	1:25.744	1:27.124	4:26.787	1:31.164	1:25.390	1:24.945		
85	Ty LYNCH (SA)	1:29.523	1:24.532	1:24.245	1:23.891	1:24.459	1:23.410	1:23.597	2:26.779	1:32.071	1:23.797
		10	1:23.730	1:24.432	1:23.423						
86	Dallas SKEER (SA)	1:30.243	1:26.088	1:24.294	1:24.171	1:26.022	1:23.774	1:23.492	4:35.827	1:29.941	1:24.555
		10	1:25.164	1:23.851							
96	Luke MITCHELL (NSW)	1:42.622	1:27.894	1:26.355	3:19.023	1:40.705	1:25.982	1:25.716	2:54.075	1:39.502	1:26.061
127	Max STAUFFER (NSW)	1:31.868	1:26.075	1:26.455	1:23.193	2:29.052	1:35.423	2:16.260	1:29.285	1:24.643	1:25.143
		10	1:23.052								
308	John LYTRAS (QLD)	1:30.600	1:25.774	1:24.982	1:24.309	3:55.619	1:31.420	1:24.984	1:24.931	1:24.338	1:25.456
		10	1:23.957	1:24.233	1:24.182						


*** Indicative qualifying time - 1:32.136 ***

*** SESSION REDUCED FROM 25 MINS TO 20 MINS DUE TO EARLIER TIME DELAYS ***

The results are provisional until the end of the time limit for protests and appeals.


 Chief Timekeeper - Scott Laing


 Race Director - Tom Williams


 Clerk of Course - Paul Hinds



www.computime.com.au
 COMPUTIME RACE TIMING SYSTEMS PTY LTD





Winton Motor Raceway

Round 2 : March 12 - 14



AUSTRALIAN SUPERSPORT CHAMPIONSHIP

Qualifying 1

Date: 13/03/21
 Event: Q03
 Weather: High cloud - Temp: 27.5C
 Track: Dry - Temp: 35.8C

Started at: 10:50:04
 Laps: 20 Min
 Starters: 19
 Printed at: 11:16

PROVISIONAL SPLIT TIMES

Lap	Split 1	Split 2	Split 3	Split 4	Lap Time	Spd	Lap	Split 1	Split 2	Split 3	Split 4	Lap Time	Spd
10 Noel MAHON (VIC) (18th)							5	13.216	16.013	34.300	31.136	1:34.665	202
1	16.575	16.275	34.168	30.020	1:37.038 P		6	13.165	15.973	34.312	30.960	1:34.410	203
2	12.737	15.058	32.328	29.355	1:29.478	204	7	13.141	16.022	34.426	31.186	1:34.775	200
3	12.597	15.828	34.290	29.370	1:32.085	205	8	13.290	16.102	34.398	30.859	1:34.649	202
4	12.423	14.622	31.730	28.803	1:27.578	205	9	13.447	15.929	33.999	31.059	1:34.434	201
5	12.326	14.784	31.653	28.613	1:27.376	207	10	13.533	16.036	34.281	30.931	1:34.781	201
6	12.926	15.979	32.853	2:12.145	3:13.903	207	11	13.304	15.905	34.751	31.056	1:35.016	203
7	16.754	15.259	32.145	28.967	1:33.125 P		12	13.453	15.879	34.029	30.717	1:34.078	203
8	12.295	14.806	31.617	28.746	1:27.464	205	13	13.380	16.087	34.258	30.643	1:34.368	202
9	12.351	14.736	34.475	30.040	1:31.602	207							
10	12.567	14.735	32.324	29.103	1:28.729	206	26 Tom EDWARDS (NSW) (1st)						
11	12.395	14.670	31.504	28.839	1:27.408	209	1	16.722	15.576	33.246	28.437	1:33.981 P	
12 Joel TAYLOR (NSW) (14th)							2	11.844	14.181	30.576	27.402	1:24.003	215
1	15.122	14.989	31.705	28.878	1:30.694 P		3	11.558	14.010	29.916	27.451	1:22.935	216
2	12.144	14.413	30.992	28.755	1:26.304	208	4	12.381	15.475	31.280	7:33.571	8:32.707	215
3	11.970	14.397	30.884	28.338	1:25.589	206	5	30.779	15.798	30.583	28.076	1:45.236 P	
4	11.856	14.185	30.715	28.204	1:24.960	207	6	11.525	13.898	29.638	27.431	1:22.492	215
5	12.669	14.961	31.759	5:26.160	6:25.549	208	7	11.379	13.822	29.841	27.222	1:22.264	216
6	14.947	14.730	33.954	29.180	1:32.811 P		8	11.471	14.154	33.210	28.405	1:27.240	216
7	11.778	14.143	31.293	28.421	1:25.635	207	28 Jack HYDE (NSW) (10th)						
8	11.904	14.098	30.925	28.762	1:25.689	207	1	16.398	16.070	33.239	29.475	1:35.182 P	
9	11.945	14.102	30.921	28.338	1:25.306	208	2	12.107	14.700	31.835	29.484	1:28.126	209
10	11.980	14.050	30.826	28.156	1:25.012	208	3	12.372	15.291	31.603	28.562	1:27.828	213
17 Broc PEARSON (QLD) (2nd)							4	11.815	14.416	30.826	28.200	1:25.257	207
1	36.327	15.740	31.303	27.699	1:51.069 P		5	11.862	14.639	30.889	28.389	1:25.779	208
2	11.656	13.982	29.982	27.495	1:23.115	211	6	12.285	15.313	32.593	2:44.406	3:44.597	208
3	11.561	13.835	29.827	27.188	1:22.411	211	7	20.232	20.139	32.230	28.781	1:41.382 P	
4	11.430	13.752	29.899	27.422	1:22.503	212	8	11.853	14.491	30.657	28.316	1:25.317	208
5	11.496	13.823	29.750	27.433	1:22.502	211	9	11.635	14.304	30.679	29.291	1:25.909	207
6	11.551	14.725	32.024	2:49.927	3:48.227	210	10	12.187	14.712	31.590	28.213	1:26.702	206
7	18.489	15.080	31.068	27.736	1:32.373 P		11	11.729	14.121	30.520	28.108	1:24.478	208
8	11.474	13.812	29.910	27.356	1:22.552	210	12	11.645	14.204	30.318	27.940	1:24.107	208
9	11.579	13.874	29.973	27.466	1:22.892	210	39 Scott NICHOLSON (VIC) (6th)						
23 Matthew LONG (TAS) (19th)							1	28.187	18.092	34.600	29.862	1:50.741 P	
1	17.933	17.374	36.445	32.010	1:43.762 P		2	11.733	13.836	30.287	27.641	1:23.497	211
2	13.681	16.608	35.348	31.266	1:36.903	202	3	11.655	13.808	37.584	2:31.861	3:34.908	213
3	13.599	16.192	34.605	31.024	1:35.420	201	4	15.501	14.006	30.590	27.635	1:27.732 P	
4	13.146	16.357	34.448	30.956	1:34.907	201	42 Jack PASSFIELD (NSW) (11th)						

Scott Laing
 Chief Timekeeper - Scott Laing

Tom Williams
 Race Director - Tom Williams

Paul Hinds
 Clerk of Course - Paul Hinds





Winton Motor Raceway

Round 2 : March 12 - 14



AUSTRALIAN SUPERSPORT CHAMPIONSHIP

Qualifying 1

Date: 13/03/21
 Event: Q03
 Weather: High cloud - Temp: 27.5C
 Track: Dry - Temp: 35.8C

Started at: 10:50:04
 Laps: 20 Min
 Starters: 19
 Printed at: 11:16

PROVISIONAL SPLIT TIMES

Lap	Split 1	Split 2	Split 3	Split 4	Lap Time	Spd	Lap	Split 1	Split 2	Split 3	Split 4	Lap Time	Spd
1	16.344	15.727	32.481	28.774	1:33.326 P		13	12.724	15.328	36.354	30.643	1:35.049	208
2	12.021	14.531	30.945	30.266	1:27.763	207							
3	11.842	14.236	30.561	35.296	1:31.935	208	61 Rhys BELLING (VIC) (15th)						
4	12.984	14.954	30.816	28.134	1:26.888	198	1	17.303	16.395	33.483	29.333	1:36.514 P	
5	11.731	14.239	30.286	28.099	1:24.355	206	2	12.084	14.440	31.111	28.340	1:25.975	207
6	11.826	14.283	30.589	3:23.079	4:19.777	207	3	11.805	14.248	30.915	28.124	1:25.092	206
7	18.278	16.186	31.831	28.719	1:35.014 P		4	11.919	15.492	31.872	2:21.503	3:20.786	207
8	11.940	14.408	36.711	28.564	1:31.623	206	5	17.427	14.956	36.623	37.367	1:46.373 P	
9	11.721	14.309	30.360	27.843	1:24.233	206	6	12.001	14.244	30.985	28.471	1:25.701	208
10	11.789	14.765	36.825	29.343	1:32.722	208	7	11.826	14.161	30.915	28.354	1:25.256	207
11	11.681	14.159	30.893	32.523	1:29.256	207	8	11.793	14.326	30.859	28.249	1:25.227	207
44 Tom BRAMICH (VIC) (9th)						68 Luke POWER (VIC) (7th)							
1	15.736	15.449	32.288	28.504	1:31.977 P		1	15.989	15.320	31.595	28.354	1:31.258 P	
2	11.852	14.452	30.841	27.869	1:25.014	213	2	11.971	14.631	31.666	29.049	1:27.317	213
3	11.683	14.151	30.400	27.794	1:24.028	214	3	11.845	14.101	30.624	27.910	1:24.480	214
4	12.061	15.910	34.806	28.198	1:30.975	213	4	12.028	14.744	31.159	28.212	1:26.143	215
46 Aidan HAYES (NSW) (12th)						74 Timothy LARGE (VIC) (13th)							
1	24.704	15.532	32.740	29.123	1:42.099 P		5	11.795	14.033	30.396	27.757	1:23.981	212
2	12.168	14.430	30.793	28.494	1:25.885	207	6	11.840	14.026	32.178	29.091	1:27.135	211
3	12.020	14.287	30.420	28.414	1:25.141	209	7	11.761	14.008	30.372	4:11.183	5:07.324	213
4	11.870	14.300	30.319	28.015	1:24.504	208	8	15.676	14.423	30.490	27.812	1:28.401 P	
5	11.721	14.195	30.574	28.098	1:24.588	210	9	11.807	13.999	30.187	27.881	1:23.874	211
6	11.690	14.111	30.600	28.179	1:24.580	209	10	11.710	14.399	30.421	27.908	1:24.438	214
7	11.969	14.431	31.265	28.249	1:25.914	209	11	11.797	14.005	30.269	27.808	1:23.879	211
8	11.958	14.513	33.203	28.526	1:28.200	208	12	11.705	14.116	30.543	27.653	1:24.017	212
58 Mitchell KUHNE (QLD) (17th)						85 Ty LYNCH (SA) (4th)							
1	16.404	15.949	33.266	30.248	1:35.867 P		1	15.899	15.045	32.156	28.711	1:31.811 P	
2	12.641	15.286	32.566	29.365	1:29.858	208	2	12.018	14.471	31.076	28.265	1:25.830	208
3	12.564	15.161	32.502	29.202	1:29.429	208	3	11.960	14.255	31.113	28.416	1:25.744	209
4	12.244	15.097	32.364	29.784	1:29.489	207	4	12.036	14.290	31.959	28.839	1:27.124	206
5	12.117	15.001	31.794	28.969	1:27.881	207	5	12.261	14.900	32.196	3:27.430	4:26.787	208
6	12.194	14.971	32.332	28.825	1:28.322	207	6	17.046	14.417	31.454	28.247	1:31.164 P	
7	12.257	14.691	31.768	28.720	1:27.436	208	7	11.942	14.141	30.932	28.375	1:25.390	207
8	12.155	14.634	31.738	28.583	1:27.110	208	8	11.935	14.060	30.694	28.256	1:24.945	209
9	12.031	15.004	32.829	29.558	1:29.422	207							
10	11.983	14.924	32.592	1:36.004	2:35.503	208	1	15.300	14.664	31.101	28.458	1:29.523 P	
11	15.903	15.421	33.490	28.873	1:33.687 P		2	11.795	14.194	30.401	28.142	1:24.532	209
12	12.056	14.675	32.087	28.659	1:27.477	208	3	11.665	14.135	30.351	28.094	1:24.245	209
							4	11.590	13.980	30.188	28.133	1:23.891	209

Scott Laing
 Chief Timekeeper - Scott Laing

Tom Williams
 Race Director - Tom Williams

Paul Hinds
 Clerk of Course - Paul Hinds





Winton Motor Raceway

Round 2 : March 12 - 14



AUSTRALIAN SUPERSPORT CHAMPIONSHIP

Qualifying 1

Date: 13/03/21
 Event: Q03
 Weather: High cloud - Temp: 27.5C
 Track: Dry - Temp: 35.8C

Started at: 10:50:04
 Laps: 20 Min
 Starters: 19
 Printed at: 11:16

PROVISIONAL SPLIT TIMES


Lap	Split 1	Split 2	Split 3	Split 4	Lap Time	Spd	Lap	Split 1	Split 2	Split 3	Split 4	Lap Time	Spd
5	11.468	14.378	30.368	28.245	1:24.459	209	9	17.727	18.124	33.884	29.767	1:39.502 P	
6	11.627	13.954	30.228	27.601	1:23.410	209	10	11.955	14.516	31.151	28.439	1:26.061	208
7	11.490	14.014	30.163	27.930	1:23.597	210							
8	12.828	15.173	32.740	1:26.038	2:26.779	211	127 Max STAUFFER (NSW) (3rd)						
9	15.721	15.065	31.657	29.628	1:32.071 P		1	16.579	15.340	31.705	28.244	1:31.868 P	
10	11.661	14.067	30.192	27.877	1:23.797	209	2	12.168	14.303	31.657	27.947	1:26.075	215
11	11.590	13.976	29.909	28.255	1:23.730	209	3	11.838	14.046	32.433	28.138	1:26.455	215
12	12.419	13.941	30.101	27.971	1:24.432	212	4	11.680	13.892	30.241	27.380	1:23.193	213
13	11.740	14.017	29.865	27.801	1:23.423	208	5	11.663	14.247	30.850	1:32.292	2:29.052	216
							6	19.204	15.055	33.451	27.713	1:35.423 P	
86 Dallas SKEER (SA) (5th)							7	11.629	14.001	30.258	1:20.372	2:16.260	214
1	14.700	15.179	31.917	28.447	1:30.243 P		8	16.374	14.292	31.132	27.487	1:29.285 P	
2	12.223	14.446	31.367	28.052	1:26.088	210	9	11.597	13.987	31.154	27.905	1:24.643	215
3	11.753	14.213	30.528	27.800	1:24.294	209	10	12.106	14.230	31.300	27.507	1:25.143	211
4	11.817	14.048	30.467	27.839	1:24.171	209	11	11.534	13.873	30.282	27.363	1:23.052	215
5	11.789	14.175	30.791	29.267	1:26.022	209							
6	11.517	14.092	30.443	27.722	1:23.774	210	308 John LYTRAS (QLD) (8th)						
7	11.626	13.973	30.336	27.557	1:23.492	209	1	14.990	15.028	31.557	29.025	1:30.600 P	
8	12.040	15.134	33.034	3:35.619	4:35.827	209	2	12.258	14.470	30.769	28.277	1:25.774	213
9	14.958	15.037	31.667	28.279	1:29.941 P		3	12.089	14.461	30.437	27.995	1:24.982	213
10	11.710	14.047	30.934	27.864	1:24.555	209	4	11.892	14.257	30.325	27.835	1:24.309	211
11	11.691	14.097	31.125	28.251	1:25.164	209	5	12.532	15.105	31.723	2:56.259	3:55.619	211
12	11.708	13.962	30.507	27.674	1:23.851	208	6	17.338	14.858	31.046	28.178	1:31.420 P	
							7	12.004	14.307	30.390	28.283	1:24.984	212
96 Luke MITCHELL (NSW) (16th)							8	12.059	14.460	30.387	28.025	1:24.931	212
1	18.851	19.913	34.540	29.318	1:42.622 P		9	11.838	14.283	30.287	27.930	1:24.338	210
2	12.430	14.699	31.770	28.995	1:27.894	207	10	11.881	14.171	31.221	28.183	1:25.456	211
3	11.970	14.554	31.364	28.467	1:26.355	207	11	11.790	14.161	30.332	27.674	1:23.957	211
4	12.599	15.288	34.480	2:16.656	3:19.023	210	12	11.956	14.235	30.359	27.683	1:24.233	211
5	22.396	15.559	33.674	29.076	1:40.705 P		13	11.916	14.163	30.441	27.662	1:24.182	210
6	12.023	14.504	31.133	28.322	1:25.982	209							
7	11.783	14.456	31.091	28.386	1:25.716	208							
8	12.518	15.146	34.493	1:51.918	2:54.075	209							


*** Indicative qualifying time - 1:32.136 ***

*** SESSION REDUCED FROM 25 MINS TO 20 MINS DUE TO EARLIER TIME DELAYS ***

The results are provisional until the end of the time limit for protests and appeals.


 Chief Timekeeper - Scott Laing


 Race Director - Tom Williams


 Clerk of Course - Paul Hinds





Winton Motor Raceway

Round 2 : March 12 - 14



ASBK.COM.AU f t i y

AUSTRALIAN SUPERSPORT CHAMPIONSHIP

Qualifying 1

Date: 13/03/21
 Event: Q03
 Weather: High cloud - Temp: 27.5C
 Track: Dry - Temp: 35.8C

Started at: 10:50:04
 Laps: 20 Min
 Starters: 19
 Printed at: 11:16

PROVISIONAL FASTEST LAPS SEQUENCE

Race Time	No	Name	Machine	Fastest Lap	On Lap
1:44.136	308	John LYTRAS (QLD)	Yamaha YZF-R6	1:30.600	1
1:46.770	86	Dallas SKEER (SA)	Suzuki GSXR	1:30.243	1
2:23.918	85	Ty LYNCH (SA)	Yamaha YZF-R6	1:29.523	1
3:09.910	308	John LYTRAS (QLD)	Yamaha YZF-R6	1:25.774	2
3:37.250	26	Tom EDWARDS (NSW)	Yamaha YZF-R6	1:24.003	2
5:00.185	26	Tom EDWARDS (NSW)	Yamaha YZF-R6	1:22.935	3
10:17.985	17	Broc PEARSON (QLD)	Yamaha YZF-R6	1:22.411	3
18:02.884	26	Tom EDWARDS (NSW)	Yamaha YZF-R6	1:22.264	7

*** Indicative qualifying time - 1:32.136 ***

*** SESSION REDUCED FROM 25 MINS TO 20 MINS DUE TO EARLIER TIME DELAYS ***

The results are provisional until the end of the time limit for protests and appeals.

Scott Lang
 Chief Timekeeper - Scott Lang

Tom Williams
 Race Director - Tom Williams

Paul Hinds
 Clerk of Course - Paul Hinds



www.computime.com.au
 COMPUTIME RACE TIMING SYSTEMS PTY LTD





Winton Motor Raceway

Round 2 : March 12 - 14



AUSTRALIAN SUPERSPORT CHAMPIONSHIP

Qualifying 1

Date: 13/03/21
 Event: Q03
 Weather: High cloud - Temp: 27.5C
 Track: Dry - Temp: 35.8C

Started at: 10:50:04
 Laps: 20 Min
 Starters: 19
 Printed at: 11:16

PROVISIONAL BEST PARTIAL TIMES


Pos	Split 1		Split 2		Split 3		Split 4		LAP		Ideal	Fastest
	Name	Time	Name	Time	Name	Time	Name	Time	Name			
1	T. EDWARDS	11.379	B. PEARSON	13.752	T. EDWARDS	29.638	B. PEARSON	27.188	T. EDWARDS	1:22.061	1:22.264	
2	B. PEARSON	11.430	S. NICHOLSO	13.793	B. PEARSON	29.750	T. EDWARDS	27.222	B. PEARSON	1:22.120	1:22.411	
3	T. LYNCH	11.468	T. EDWARDS	13.822	T. LYNCH	29.865	M. STAUFFER	27.363	T. LYNCH	1:22.875	1:23.410	
4	D. SKEER	11.517	M. STAUFFER	13.873	S. NICHOLSO	30.125	D. SKEER	27.557	M. STAUFFER	1:23.011	1:23.052	
5	M. STAUFFER	11.534	T. LYNCH	13.941	L. POWER	30.187	T. LYNCH	27.601	S. NICHOLSO	1:23.198	1:23.497	
6	J. HYDE	11.635	D. SKEER	13.962	M. STAUFFER	30.241	S. NICHOLSO	27.635	D. SKEER	1:23.372	1:23.492	
7	T. BRAMICH	11.644	L. POWER	13.999	J. PASSFIELD	30.286	L. POWER	27.653	L. POWER	1:23.544	1:23.874	
8	S. NICHOLSO	11.645	J. TAYLOR	14.050	J. LYTRAS	30.287	J. LYTRAS	27.662	J. LYTRAS	1:23.900	1:23.957	
9	J. PASSFIELD	11.681	T. LARGE	14.060	J. HYDE	30.318	T. BRAMICH	27.794	J. PASSFIELD	1:23.969	1:24.233	
10	A. HAYES	11.690	A. HAYES	14.111	A. HAYES	30.319	J. PASSFIELD	27.843	T. BRAMICH	1:23.989	1:24.028	
11	L. POWER	11.705	J. HYDE	14.121	D. SKEER	30.336	J. HYDE	27.940	J. HYDE	1:24.014	1:24.107	
12	J. TAYLOR	11.778	T. BRAMICH	14.151	T. BRAMICH	30.400	A. HAYES	28.015	A. HAYES	1:24.135	1:24.504	
13	L. MITCHELL	11.783	J. PASSFIELD	14.159	T. LARGE	30.694	R. BELLING	28.124	J. TAYLOR	1:24.699	1:24.960	
14	J. LYTRAS	11.790	R. BELLING	14.161	J. TAYLOR	30.715	J. TAYLOR	28.156	T. LARGE	1:24.833	1:24.945	
15	R. BELLING	11.793	J. LYTRAS	14.161	R. BELLING	30.859	T. LARGE	28.247	R. BELLING	1:24.937	1:25.092	
16	T. LARGE	11.832	L. MITCHELL	14.456	L. MITCHELL	31.091	L. MITCHELL	28.322	L. MITCHELL	1:25.652	1:25.716	
17	M. KUHNE	11.983	N. MAHON	14.622	N. MAHON	31.504	M. KUHNE	28.583	M. KUHNE	1:26.938	1:27.110	
18	N. MAHON	12.295	M. KUHNE	14.634	M. KUHNE	31.738	N. MAHON	28.613	N. MAHON	1:27.034	1:27.376	
19	M. LONG	13.141	M. KUHNE	15.469	M. KUHNE	32.528	M. LONG	30.643	M. KUHNE	1:33.202	1:33.483	
20	J. TAYLOR	13.323	S. NICHOLSO	15.601	S. NICHOLSO	32.750	M. KUHNE	31.865	M. LONG	1:33.662	1:34.078	
21	M. KUHNE	13.340	J. TAYLOR	15.870	J. TAYLOR	33.110	S. NICHOLSO	32.102	S. NICHOLSO	1:33.900	1:34.180	
22	S. NICHOLSO	13.447	M. LONG	15.879	B. PEARSON	33.931	J. TAYLOR	32.268	J. TAYLOR	1:34.571	1:35.208	
23	B. PEARSON	13.559	B. PEARSON	15.883	M. LONG	33.999	B. PEARSON	32.903	B. PEARSON	1:36.276	1:37.078	


*** Indicative qualifying time - 1:32.136 ***

*** SESSION REDUCED FROM 25 MINS TO 20 MINS DUE TO EARLIER TIME DELAYS ***

The results are provisional until the end of the time limit for protests and appeals.


 Chief Timekeeper - Scott Lang


 Race Director - Tom Williams


 Clerk of Course - Paul Hinds





Winton Motor Raceway

Round 2 : March 12 - 14



ASBK.COM.AU f t i y

AUSTRALIAN SUPERSPORT CHAMPIONSHIP

Qualifying 1

Date: 13/03/21
Event: Q03
Weather: High cloud - Temp: 27.5C
Track: Dry - Temp: 35.8C

Started at: 10:50:04
Laps: 20 Min
Starters: 19
Printed at: 11:16

PROVISIONAL RACE INFORMATION

Time	Description
10:50:04	Event Start
10:58:22	Rider 44 (Tom BRAMICH) CRASHED TURN 10 - RIDER UP
10:58:33	Rider 44 (Tom BRAMICH) CRASHED TURN 10 - RIDER UP - RESUMED
11:04:07	Track temps: Finish - 37.3 / Int 1 - 37.6 / Int 2 - 37.5 - Int 3 - 35.7
11:06:09	Rider 39 (Scott NICHOLSON) CRASHED TURN 12 - RIDER UP
11:06:53	Rider 74 (Timothy LARGE) CRASHED TURN 5 - RIDER UP
11:10:10	Chequered Flag
11:13:31	Event Finish

*** Indicative qualifying time - 1:32.136 ***

*** SESSION REDUCED FROM 25 MINS TO 20 MINS DUE TO EARLIER TIME DELAYS ***

The results are provisional until the end of the time limit for protests and appeals.

Chief Timekeeper - Scott Lang

Race Director - Tom Williams

Clerk of Course - Paul Hinds



www.computime.com.au
COMPUTIME RACE TIMING SYSTEMS PTY LTD

